


1. Locate the sermon you would like to download under the sermon tab found on <http://christcommunitybiblechurch.org/sermons.htm>



2. Click on the MP3 icon  to the right of that sermon. You will be directed to another page.

3. In the middle of this page you will find the letters VBR MP3. Under those words there will be a number in blue. This number will typically be between 30 and 40. After the number there will be 'MB'.

VBR MP3
32.4 MB

INTERNET ARCHIVE


Web Moving Images Texts **Audio** Software Patron Info About IA Projects

Home Audio Books & Poetry Community Audio Computers & Technology The Grateful Dead Live Music Archive Music & Arts Netlabels News & Public Affairs Non-English Audio Radio Programs Spirituality & Religion

Search: Spirituality & Religion Advanced Search Hello CCBCChurch (not you? sign in or log out)

Audio Archive > Spirituality & Religion > Christ Community Bible Church > Pursuing and Embracing a Vision of Church Health (#4) - A Gospel-Centered Community of People Lovers!"

Listen to audio



Stream (help ?)

VBR M3U **NEW!**
MP3 via M3U

Play / Download (help ?)

VBR ZIP **NEW!**
Ogg Vorbis

All Files: [HTTP](#)

Admins

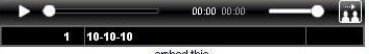
[Item History](#)
[Item Manager](#)
[Host Stats](#)
Uploaded by:
nathan@christcommunitybibl
echurch.org
2010-11-17 11:43:21
Added by:
2010-11-17 11:40:49

Resources

[Bookmark](#)
[Edit item](#)

Pursuing and Embracing a Vision of Church Health (#4) - A Gospel-Centered Community of People Lovers!" Dr. Jeff Evans

1 John 4:7-21, Romans 12:1-21, Acts 4:32-37
Preached on October 10, 2010
Preached By Dr. Jeff Evans



embed this

Your browser supports the new <audio> tag!
Would you like to [try the new <audio> tag?](#)

This audio is part of the collection: [Christ Community Bible Church](#)

Artist/Composer: [Dr. Jeff Evans](#)
Keywords: [1 John 4:7-21](#); [Romans 12:1-21](#); [Acts 4:32-37](#); [October 10, 2010](#); [Dr. Jeff Evans](#); [Christ Community Bible Church](#)

Individual Files

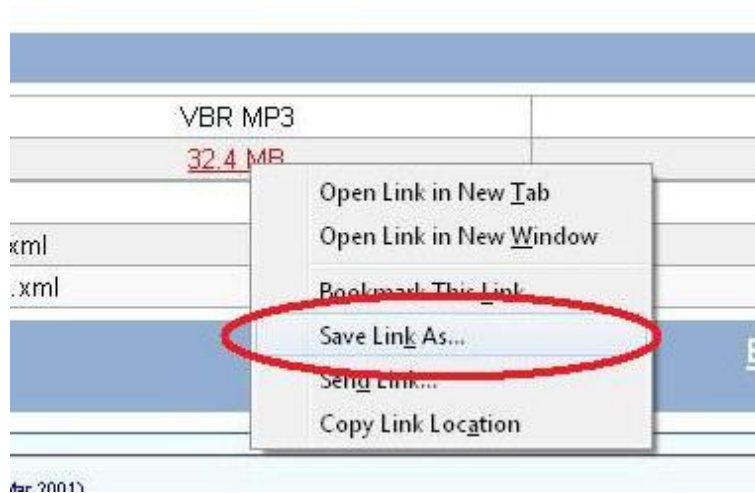
Audio Files	VBR MP3	Ogg Vorbis
10-10-10.mp3	32.4 MB	16.1 MB
Information	Format	Size
PursuingAndEmbracingAVisionOfChurchHealth4-AGospel-centered_files.xml	Metadata	[file]
PursuingAndEmbracingAVisionOfChurchHealth4-AGospel-centered_meta.xml	Metadata	803.0 B

Reviews [Be the first to write a review](#)
Downloaded 7 times

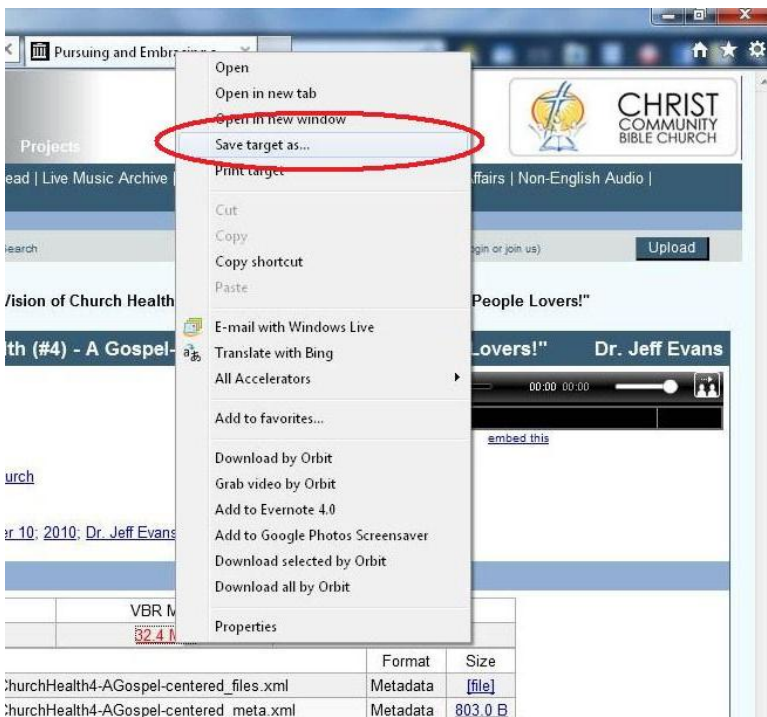
Terms of Use (10 Mar 2001)

4. Right click on the number and a box will appear. You will be given options.

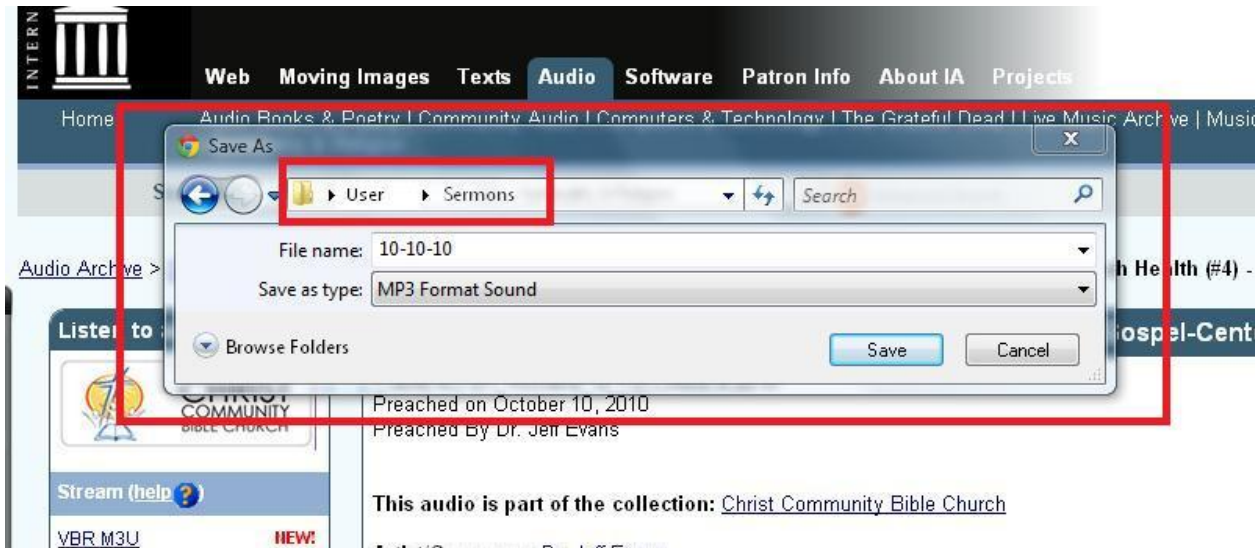
- a. **Using Google Chrome or Firefox browsers**
select the option "Save link as..."



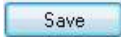
- b. **Using Internet Explorer browser**
select the option "Save target as..."



5. After you select the save option, a box will appear and you will be prompted as to where to save the sermon and what you would like to name it.



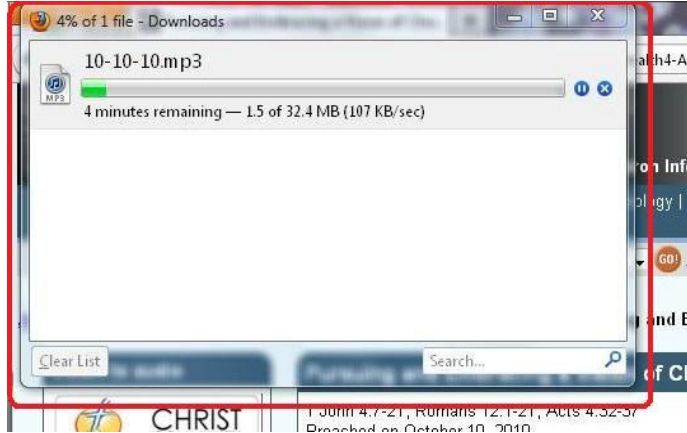
The default name for the sermon will be the date the sermon was preached in this format: “mm-dd-yy” Be sure to remember where you selected to save the file. The smaller red box above shows where the file will be saved.

Once you have selected a folder where the sermon will be saved, and have named the sermon, simply click the  button. Your file will begin to download. This may take a few minutes and the time may vary based on your internet connection speed.

When your download begins you should notice one of the following changes:

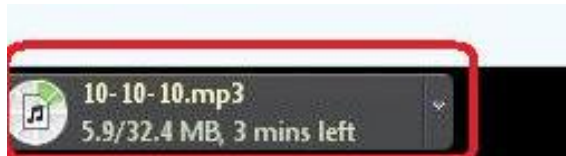
If you are using **Firefox**:

A box will appear and will look like this:



If you are using **Google Chrome**:

A bar along the bottom of your screen will appear and look like this:



If you are using **Internet Explorer**:

A bar along the bottom of your screen will appear and look like this:



These bars or boxes will allow you to monitor the process of your download and you will be able to see when your download is complete. Now the sermon is saved on your computer in the place that you specified while naming the sermon. You may do with it whatever you would like. The file will be in an MP3 format.

**If you would like to listen to the sermon via iTunes, simply locate the file in your computer and double click it.

If you do not have iTunes on your computer you can download it here for free:

<http://www.apple.com/itunes/download/>

**If you would like to use Windows Media Player to listen to the sermon you must visit <http://media.io/>
Here you must select the sermon that you saved on your computer. Select the .WMA format. Then
Select the "Normal" quality. Click the "Convert" button and wait while your sermon uploads and
converts. When it is done, a "Download" button will appear. Click it and the sermon will begin to
download.

Upload

10-10-10.mp3

Select Format

MP3 (.mp3 files) WAV (.wav files) OGG (.ogg files) WMA (.wma files)

Select Quality

Extreme ~256 KBIT/S High ~192 KBIT/S Normal ~128 KBIT/S Lower ~96 KBIT/S

Converted 10-10-10.mp3 to
10-10-10.wma